

# INSTALLATION GUIDE

## ZKPOS WEB REPORT APP

---

Version: 1.0.0

Date: 22-06-2019

Software Version: 1.0.0

## SYSTEM REQUIREMENTS:

To ensure the best performance using **ZKPOS WEB ANDROID REPORT APP**, please note the following requirements for hardware and software:

### 1. Hardware

- Memory – 1 GB (Min)
- Hard Disk Space - 4 GB available (MIN)
- Architecture - 64-BIT / 32-BIT
- Size of Tab-7 inch.

### 2. Software

- Android– Android 6.0 and Above.
- Internet Information Service (IIS) 7.5 and Above.

### 3. Databases

If you plan to integrate ZKPOS Android Services with a database, you must have one of the following applications installed:

- Microsoft SQL Server 2012 and above.

### 4. Internet Access

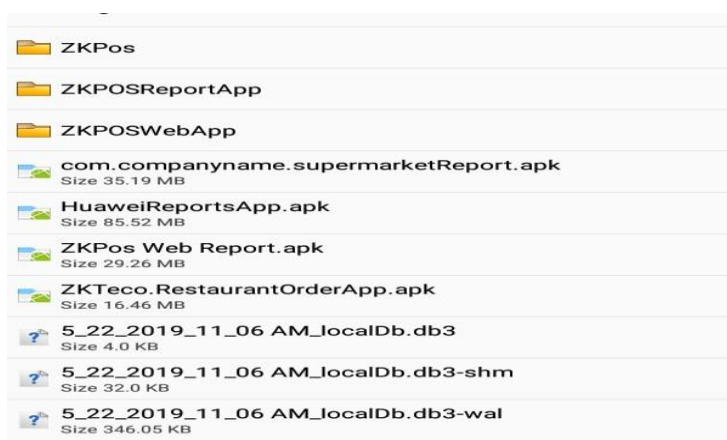
You must need a network connection for working **ZKPOS Web Android Report App**.

## Installing and Configuring ZKPOS WEB ANDROID REPORT APP:

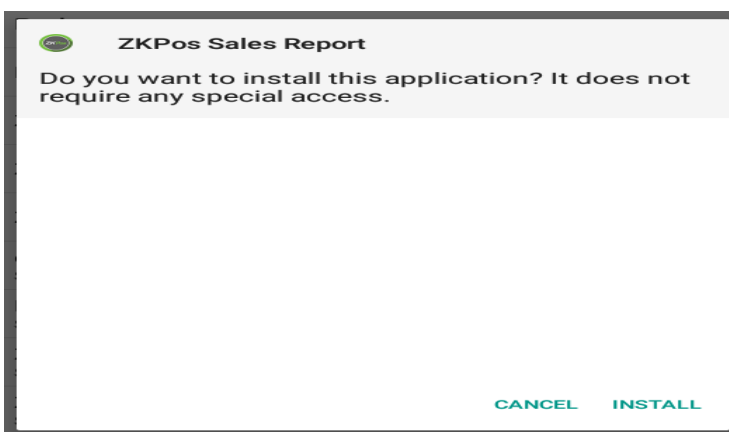
You must want to install and configure **ZKPOS Web Android Report App** on your Mobile phone or Tablet.

## 1. To install ZKPOS Web Android Report App on Your Phone or Tablet:

- Uninstall any existing versions of ZKPOS Web Android Report App Application you have installed.
- Locate and Click the file **ZKPOS Web Report.apk**

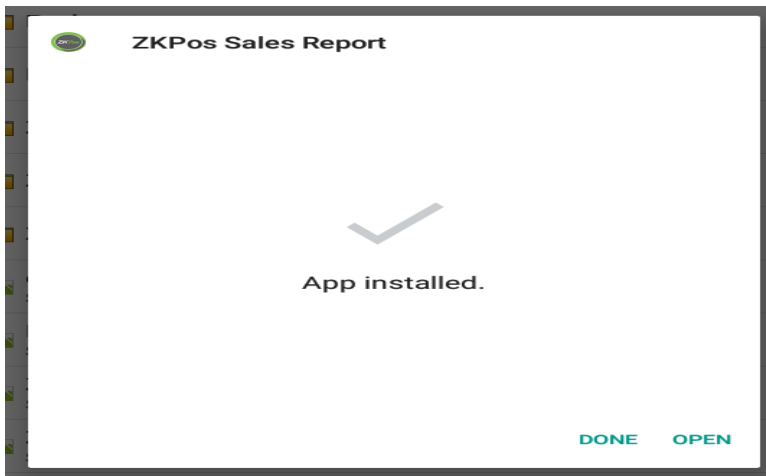



- Double click **ZKPOS Web Report.apk**.



- Click **INSTALL** button.

After clicking the Install button, it starts to **install**.



➤ After the installation is finished, click **OPEN** button.

## 2. To Configure ZKPOS Web Android Report App on Your Phone or Tablet:

- After installation finishes you have to see **ZKPOS** Web Android Report app icon on the Home Screen.
- **Open** it.

After activating in the Restaurant POS Utility you will get a USERNAME and PASSWORD there. So you need to login in to the ZKPOS Web Android Report with that same user name and password.

The image shows a login interface for 'ZKPos ZKPOS SALES REPORT'. At the top, the 'ZKPos' logo is displayed in green and black, with 'ZKPOS SALES REPORT' in black text below it. The background is a blurred image of a restaurant interior. The login form consists of three white input fields: 'User Name', 'Password', and a checkbox labeled 'Remember the User' which is checked. Below these fields is a red 'Login' button.

- Enter the User Name and Password.

ZK Building, Wuhe Road, Gangtou, Bantian, Buji Town,  
Longgang District, Shenzhen China 518129

Tel: +86 755-89602345

Fax: +86 755-89602394

[www.zkteco.com](http://www.zkteco.com)

